



7 – Reis-Memory und weitere Spielideen

Arbeitsauftrag	Zum Abschluss spielen die Kinder ein Memory mit vielen verschiedenen Symbolen.
Ziel	<ul style="list-style-type: none">• Die SuS können zwei gleiche Kärtchen finden und Paare bilden.
Material	<ul style="list-style-type: none">• Memory-Karten
Sozialform	PA
Zeit	20'

Zusätzliche Informationen:

- Kopieren Sie die Vorlage auf dickeres Papier. Es ist von Vorteil, wenn Sie die Spielkarten auch laminieren.
- Sie finden im zweiten Teil eine anspruchsvollere Version: Hier ist jeweils ein Bild mit einem Bildbeschrieb identisch.
- Erweitern Sie das Memory mit Kinderzeichnungen oder Bildern, welche die SuS gesammelt haben. Dazu finden Sie auf der letzten Seite eine Blankvorlage.



Einstieg in das Thema

Spielst du auch so gerne wie ich?

Ich habe dir einige Spielideen rund um
das Thema Reis mitgebracht.
Sollen wir diese gemeinsam
ausprobieren? 😊



Spiele rund um den Reis

Arbeitsmaterial



Spielideen rund um das Thema Reis










- Memory (Karten nachfolgend)
- Sensory Play mit Reiskörnern, z. B. eine Fühlkiste mit Reiskörnern
- Gegenstände unter Reis verstecken und erfühlen
- Reis färben (Anleitung siehe Unterlagen Zyklus 2)
- Gefärbten Reis sortieren, zu Bildern arrangieren
- Tabu mit Begriffen aus dem Thema Reis (Memory-Karten können dazu verwendet werden.
- Begriffe raten (Henkerlis) mit Reis-Wörtern



Memory – Karten (Bild, Bild)















Spielt miteinander Memory. Wer zwei gleiche Karten aufdeckt, darf noch einmal spielen. Ansonsten ist die andere Person an der Reihe.















Spiele rund um den Reis

Arbeitsmaterial






Spiele rund um den Reis

Arbeitsmaterial



Spiele rund um den Reis

Arbeitsmaterial






Spiele rund um den Reis

Arbeitsmaterial






Memory – Karten (Bild, Text)



Hände öffnen Reispflanze

Reis auf Löffel

Getreidesäcke







Schale mit Trockeneis

Weltkarte mit Reiskörnern

Reis-Ähren

Spiele rund um den Reis




Arbeitsmaterial



verschiedene Reissorten
(dreieckartig)

Reisgericht

verschiedene Reissorten
(Löffel)






Reisfeld

Reisfeld mit Wasserkanal

Spreu vom Reis trennen

Spiele rund um den Reis




Arbeitsmaterial



Recycling-Pfeile

einzelnes Reiskorn

Bäuerin mit Reis
Reispflanze













Einzelne Reiskörner an
der Pflanze

verschiedene Reissorten
(Häufchen)

Reis

Spiele rund um den Reis

Arbeitsmaterial



Spiele rund um den Reis

Arbeitsmaterial

